District 8 O

As of June 2022 Cumulative

Year	New Clubs	Dropped Clubs	Gain/ Loss Clubs	New Members	Charter Members	Reinstate Members	Transfer Members	Total Member Added	Total Members Dropped	Gain/ Loss Members
2017-2018	0	5	-5	50	0	2	0	52	196	-144
2018-2019	0	0	0	68	0	20	2	90	60	30
2019-2020	0	0	0	37	0	4	1	42	70	-28
2020-2021	0	3	-3	25	0	25	0	50	119	-69
2021-2022	0	0	0	49	2	52	1	104	77	27
Average	**0**	**2**	**-2**	**46**	**0**	**21**	**1**	**68**	**104**	**-37**

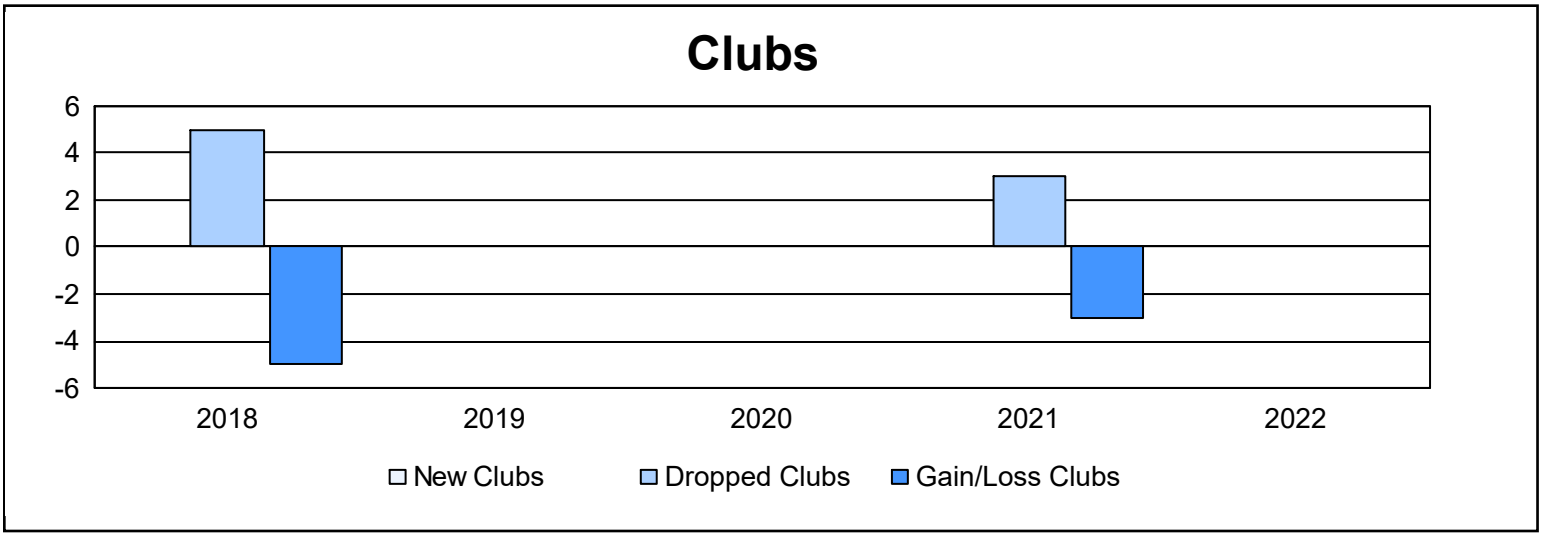

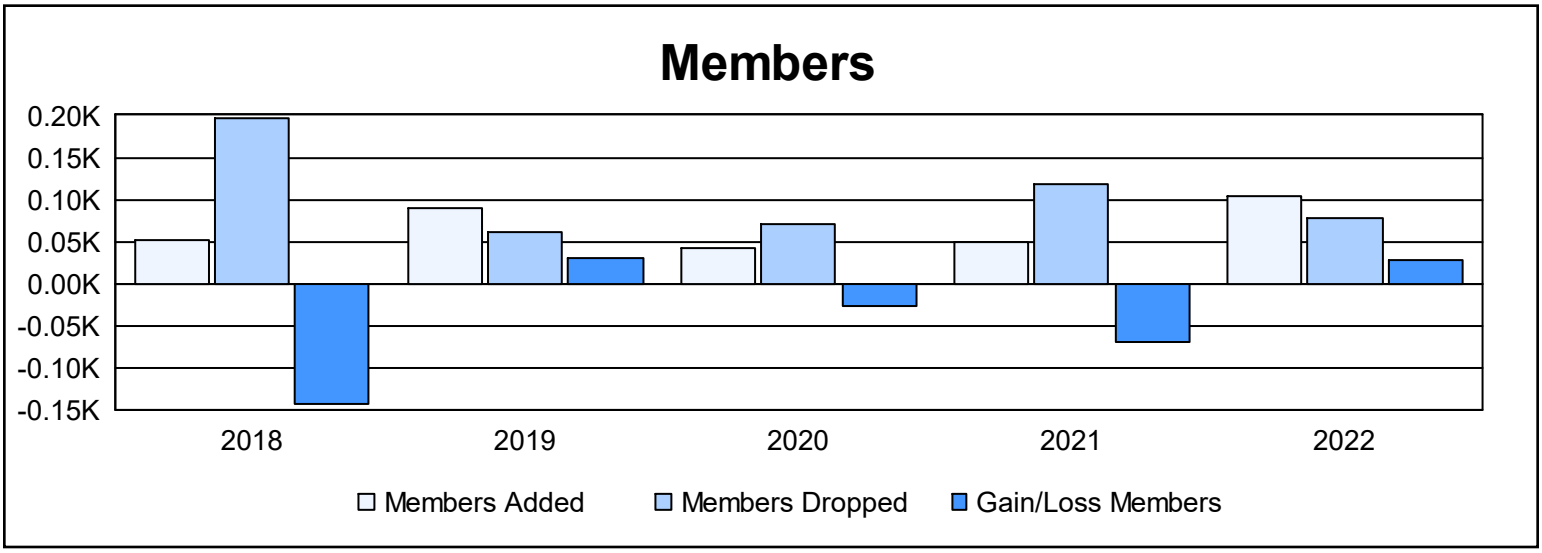

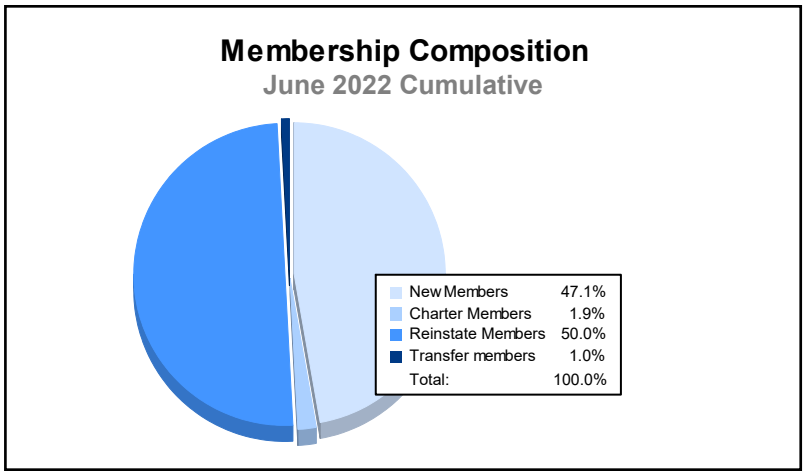
Membership Composition
June 2022 Cumulative
New Members 47.1%
Charter Members 1.9%
Reinstate Members 50.0%
Transfer members 1.0%
Total: 100.0%

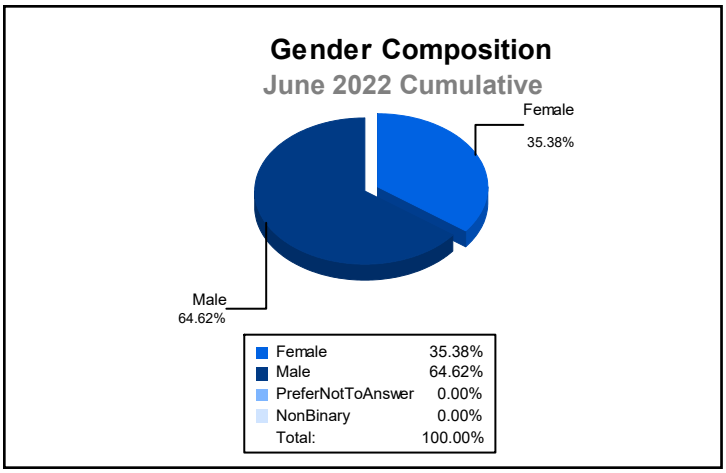
Gender Composition
June 2022 Cumulative
Female
35.38%
Male
64.62%
Female 35.38%
Male 64.62%
PreferNotToAnswer 0.00%
NonBinary 0.00%
Total: 100.00%